A1

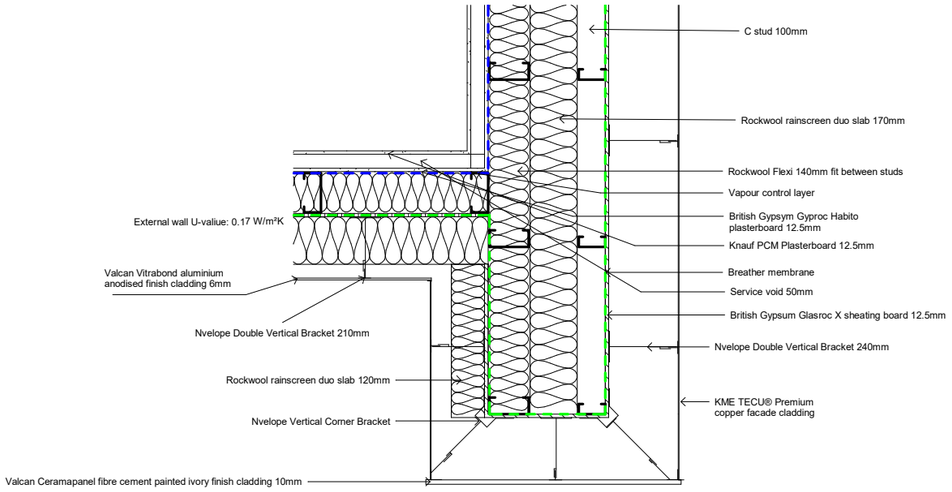

1 Extruding wall junction
1 : 10

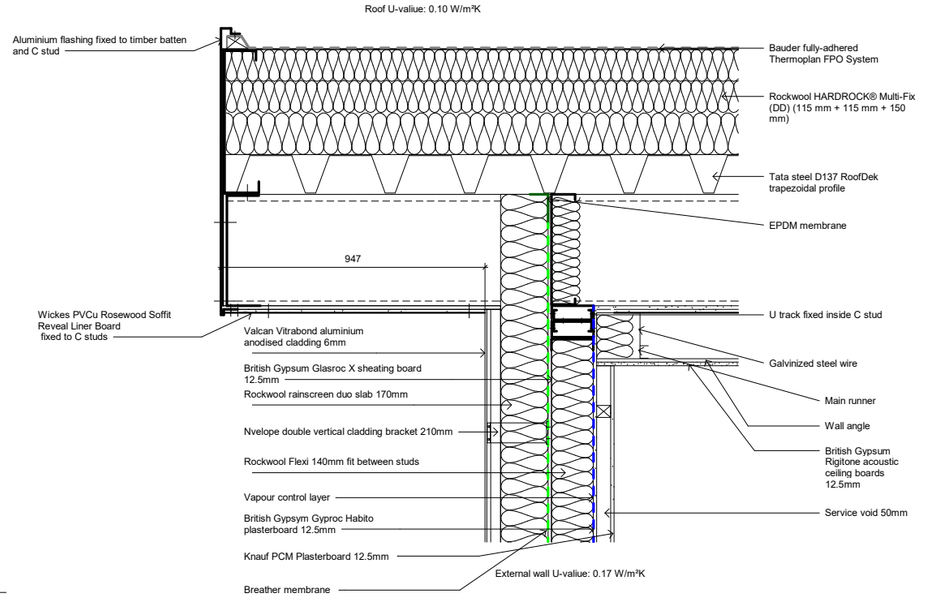

2 Roof overhang
1 : 10

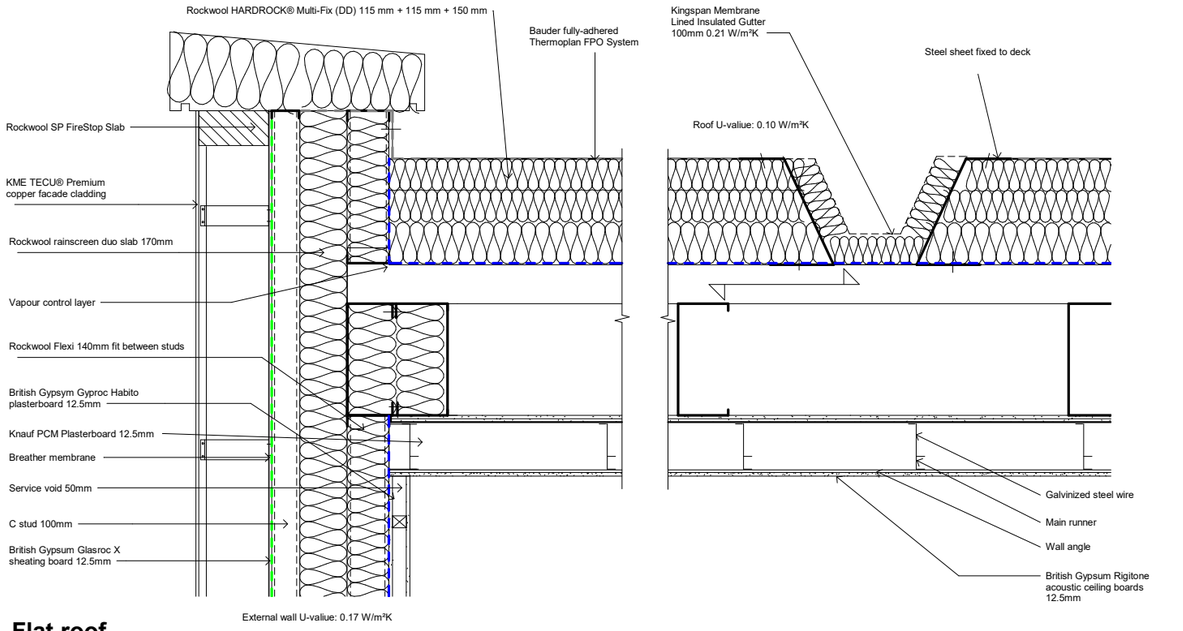

3 Flat roof
1 : 10

Do not scale from this drawing. If ambiguities are found or additional dimensions required, these must be brought to the attention/ requested of the drawing originator. This drawing is to be read in conjunction with the all relevant project information including general arrangement drawings, specifications.

All works on this drawing must be carried out by a competent contractor, working to a risk assessment and method statement. Designers risk assessment should also be consulted for the identification of any design risks the client or contractor may not otherwise be aware.

Project
Friars Point Development

Drawing
Details

Student Name, Number & Year
20125428

Scale @A1
1 : 10

Date
05/16/20

Drawing Number
A102

Cardiff Metropolitan University | Prifysgol Metropolitan Caerdydd
BSc (Hons) Architectural Design & Technology
Cardiff School of Art and Design | Llandaff Campus

Print Date: 21/05/2020 14:44:42

A1

Do not scale from this drawing. If ambiguities are found or additional dimensions required, these must be brought to the attention/ requested of the drawing originator. This drawing is to be read in conjunction with the all relevant project information including general arrangement drawings, specifications.

All works on this drawing must be carried out by a competent contractor, working to a risk assessment and method statement. Designers risk assessment should also be consulted for the identification of any design risks the client or contractor may not otherwise be aware.

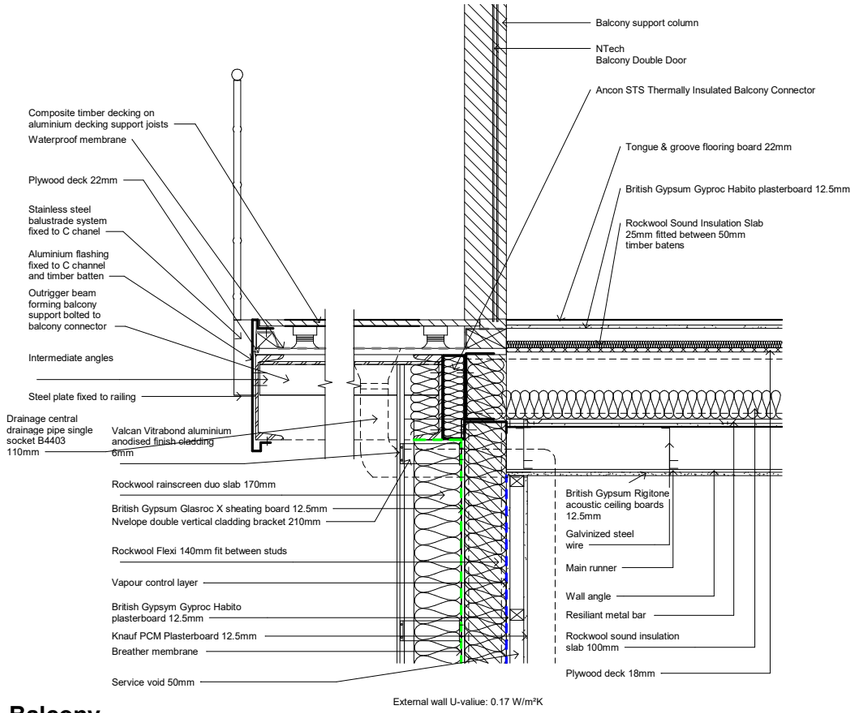

1 Balcony
1 : 10

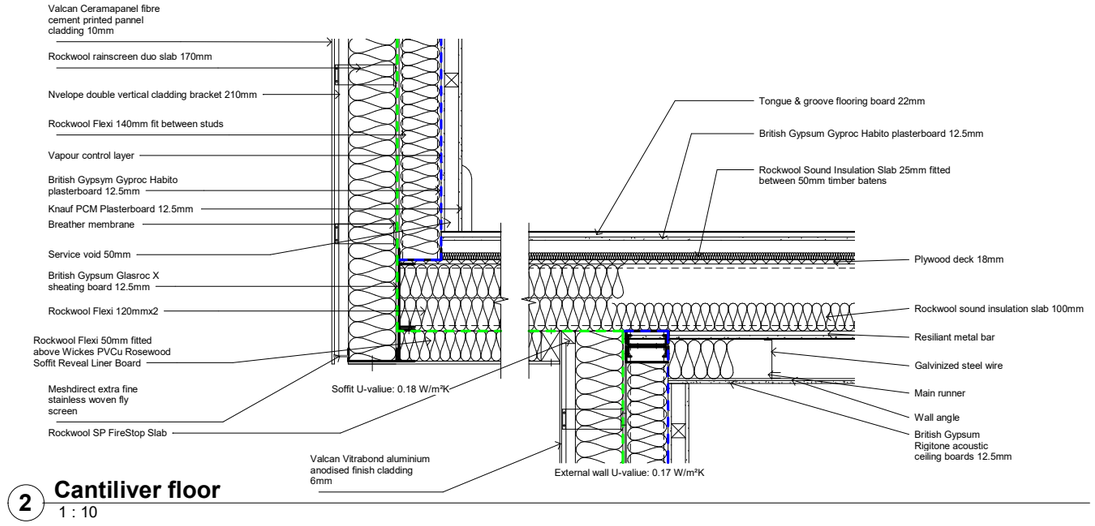

2 Cantiliver floor
1 : 10

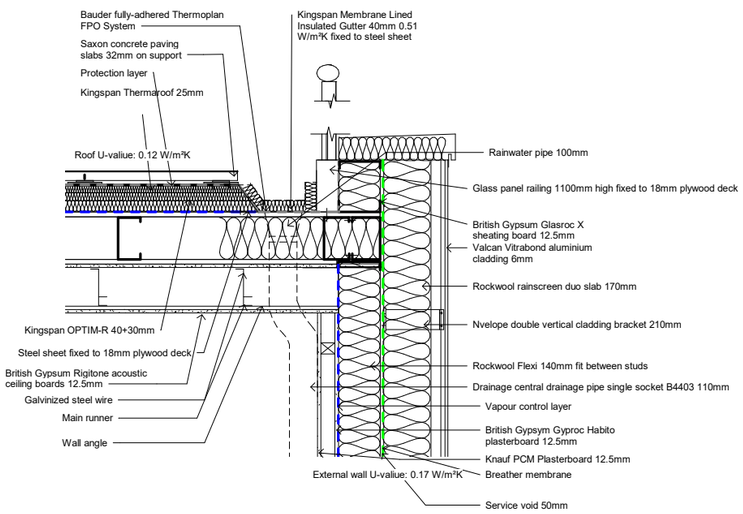

3 Roof terrace
1 : 10

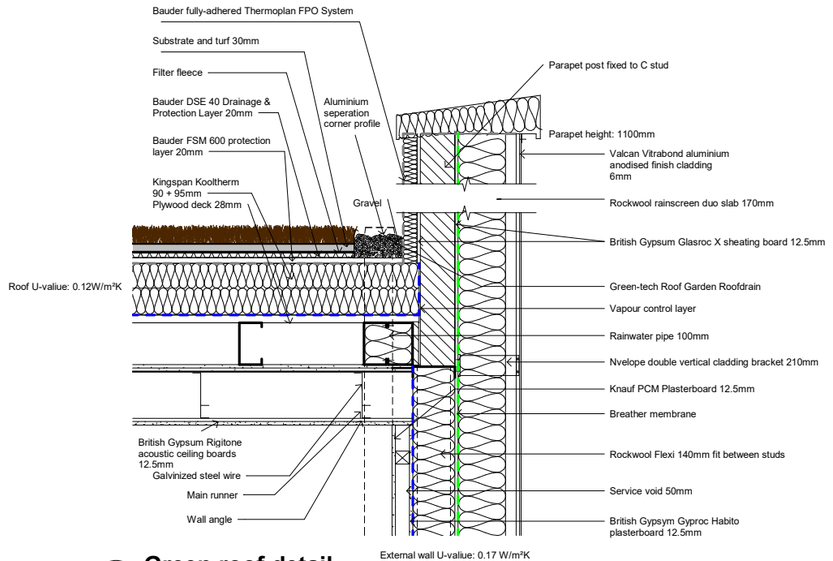

4 Green roof detail
1 : 10

Project
Friars Point Development

Drawing
Unnamed

Student Name, Number & Year
20125428

Scale @A1
1 : 10

Date
05/16/20

Drawing Number
A103

Cardiff Metropolitan University | Prifysgol Metropolitan Caerdydd

BSc (Hons) Architectural Design & Technology

Cardiff School of Art and Design | Llandaff Campus

Plot Date: 27/05/2020 14:44:44

A1

Do not scale from this drawing. If ambiguities are found or additional dimensions required, these must be brought to the attention/ requested of the drawing originator. This drawing is to be read in conjunction with the all relevant project information including general arrangement drawings, specifications.

All works on this drawing must be carried out by a competent contractor, working to a risk assessment and method statement. Designers risk assessment should also be consulted for the identification of any design risks the client or contractor may not otherwise be aware.

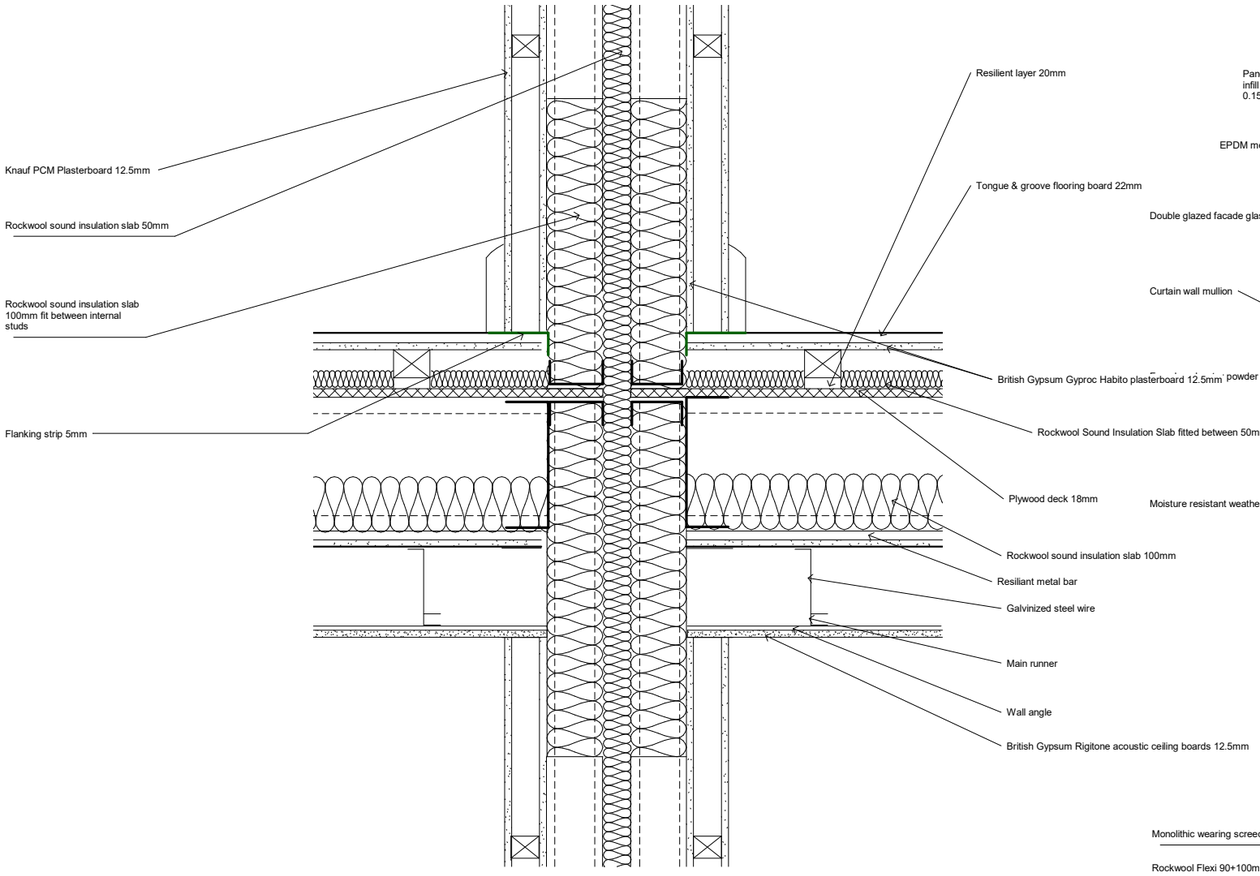

2 Flat seperating wall Int floor
1 : 5

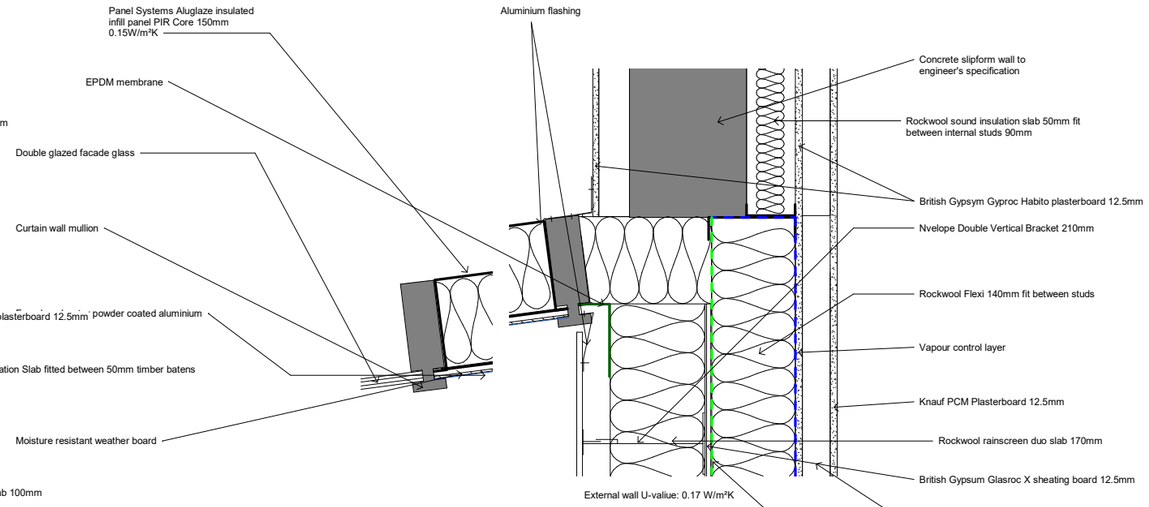

1 Curtain wall
1 : 5

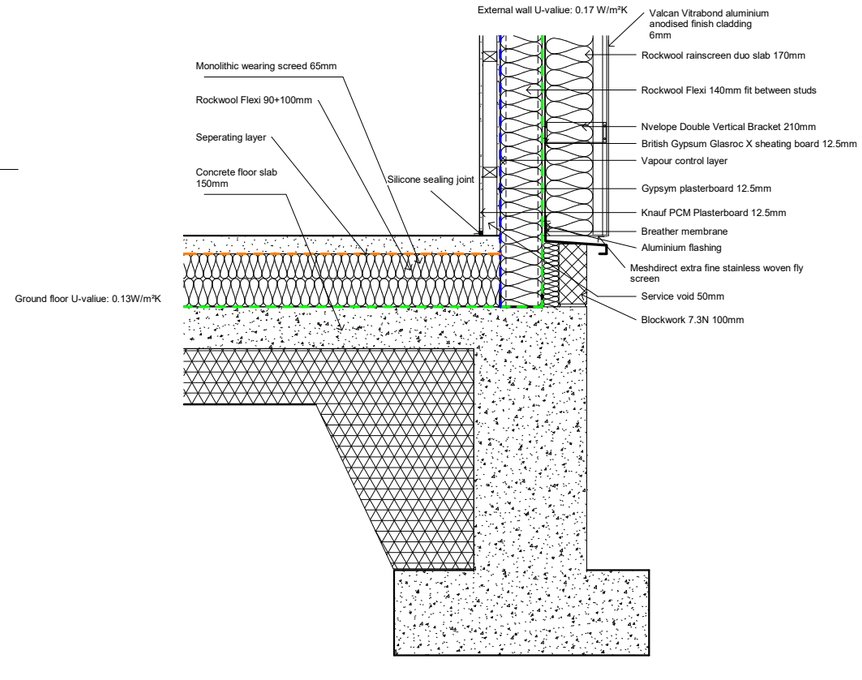

3 Ground floor detail
1 : 10

Project
Friars Point Development

Drawing
Details

Student Name, Number & Year
20125428

Scale @ A1
As indicated

Date
05/16/20

Drawing Number
A104

Cardiff Metropolitan University | Prifysgol Metropolitan Caerdydd

BSc (Hons) Architectural Design & Technology
Cardiff School of Art and Design | Llandaff Campus

Print Date: 21/05/2020 14:44:46

A1

Do not scale from this drawing. If ambiguities are found or additional dimensions required, these must be brought to the attention/ requested of the drawing originator. This drawing is to be read in conjunction with the all relevant project information including general arrangement drawings, specifications.

All works on this drawing must be carried out by a competent contractor, working to a risk assessment and method statement. Designers risk assessment should also be consulted for the identification of any design risks the client or contractor may not otherwise be aware.

Anodised aluminium rainscreen cladding U-value: 0.17 W/m²K

Concrete wall to achieve min 30min fire protection

Fiber cement rainscreen cladding U-value:0.17W/m²K

Ground floor U-value: 0.13W/m²K

Refer to flat drawing for indetail measurements

Seperating accoustic wall. Refer to intermediate floor detail

1 Level 0
1 : 100

2 Level 1
1 : 100

Project
Friars Point Development

Drawing
Floor plans

Student Name, Number & Year
20125428

Scale @ A1
1 : 100

Date
05/21/20

Drawing Number
A105

Cardiff Metropolitan University | Prifysgol Metropolitan Caerdydd

BSc (Hons) Architectural Design & Technology

Cardiff School of Art and Design | Llandaff Campus

Print Date: 21/05/2020 14:44:48

A1

Anodised aluminium rainscreen cladding U-value: 0.17 W/m²K

Concrete wall to achieve min 30min fire protection

Fiber cement rainscreen cladding U-value:0.17W/m²K

Refer to flat drawing for indetail measurements

Do not scale from this drawing. If ambiguities are found or additional dimensions required, these must be brought to the attention/ requested of the drawing originator. This drawing is to be read in conjunction with the all relevant project information including general arrangement drawings, specifications.

All works on this drawing must be carried out by a competent contractor, working to a risk assessment and method statement. Designers risk assessment should also be consulted for the identification of any design risks the client or contractor may not otherwise be aware.

1 Level 2
1 : 100

2 Level 3
1 : 100

Project
Friars Point Development

Drawing
Floor plans

Student Name, Number & Year
20125428

Scale @ A1
1 : 100

Date
05/21/20

Drawing Number
A106

Cardiff Metropolitan University | Prifysgol Metropolitan Caerdydd

BSc (Hons) Architectural Design & Technology

Cardiff School of Art and Design | Llandaff Campus

Print Date: 21/05/2020 14:45:1

A1

Anodised aluminium rainscreen cladding U-value: 0.17 W/m²K

Concrete wall to achieve min 30min fire protection

Fiber cement rainscreen cladding U-value:0.17W/m²K

1 Level 4
1 : 100

2 Level 5
1 : 100

Do not scale from this drawing. If ambiguities are found or additional dimensions required, these must be brought to the attention/ requested of the drawing originator. This drawing is to be read in conjunction with the all relevant project information including general arrangement drawings, specifications.

All works on this drawing must be carried out by a competent contractor, working to a risk assessment and method statement. Designers risk assessment should also be consulted for the identification of any design risks the client or contractor may not otherwise be aware.

Project
Friars Point Development

Drawing
Floor plans

Student Name, Number & Year
20125428

Scale @ A1
1 : 100

Date
05/21/20

Drawing Number
A107

Cardiff Metropolitan University | Prifysgol Metropolitan Caerdydd

BSc (Hons) Architectural Design & Technology
Cardiff School of Art and Design | Llandaff Campus

Print Date: 21/05/2020 14:45:3

A1

Do not scale from this drawing. If ambiguities are found or additional dimensions required, these must be brought to the attention/ requested of the drawing originator. This drawing is to be read in conjunction with the all relevant project information including general arrangement drawings, specifications.

All works on this drawing must be carried out by a competent contractor, working to a risk assessment and method statement. Designers risk assessment should also be consulted for the identification of any design risks the client or contractor may not otherwise be aware.

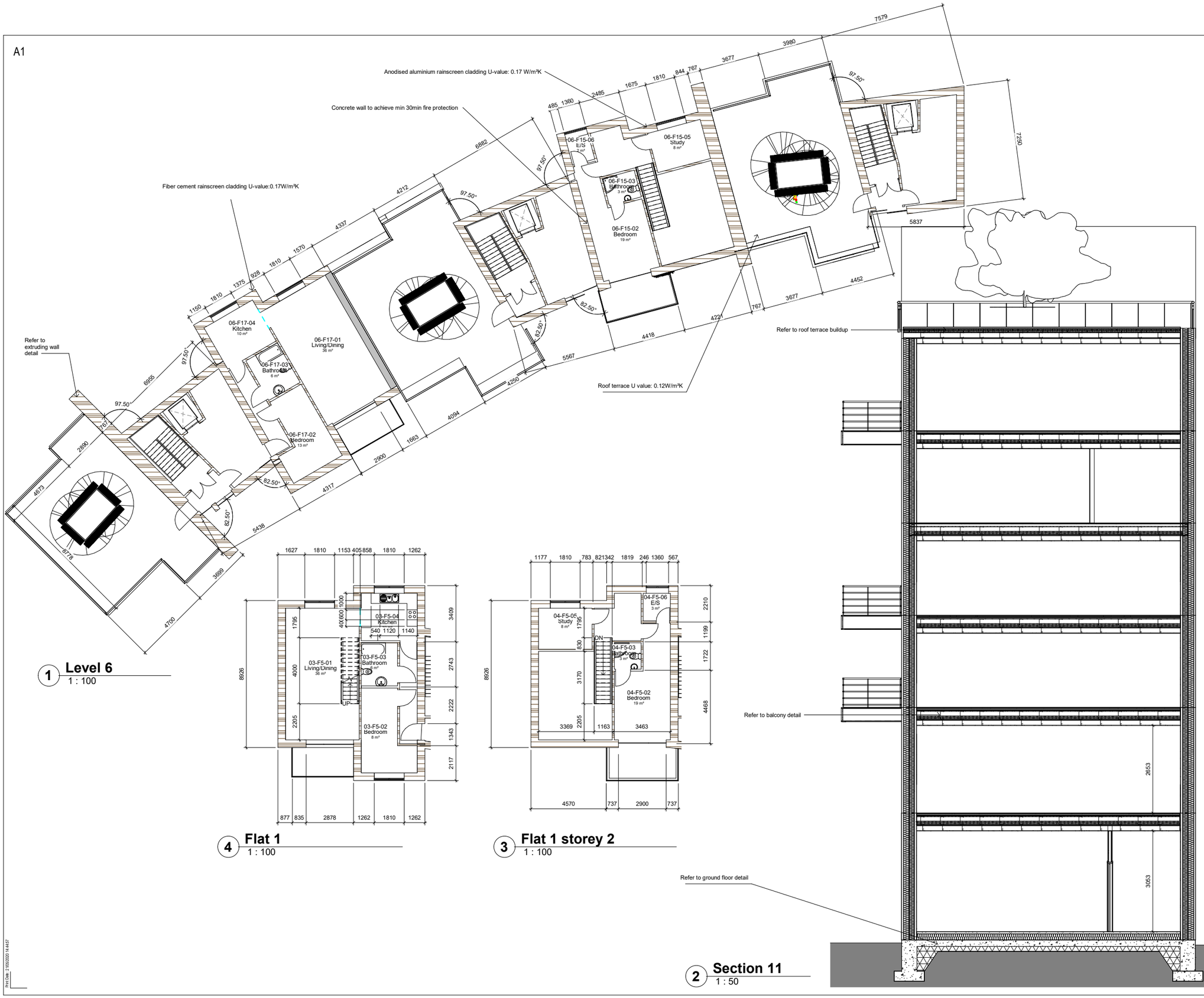

1 **Level 6**
1 : 100

4 **Flat 1**
1 : 100

3 **Flat 1 storey 2**
1 : 100

2 **Section 11**
1 : 50

Project
Friars Point Development

Drawing
Floor plan/Elevation

Student Name, Number & Year
20125428

Scale @ A1
As indicated

Date
05/21/20

Drawing Number
A108

Cardiff Metropolitan University | Prifysgol Metropolitan Caerdydd
BSc (Hons) Architectural Design & Technology
Cardiff School of Art and Design | Llandaff Campus

Print Date: 21/05/2020 14:45:07

A1

Do not scale from this drawing. If ambiguities are found or additional dimensions required, these must be brought to the attention/ requested of the drawing originator. This drawing is to be read in conjunction with the all relevant project information including general arrangement drawings, specifications.

All works on this drawing must be carried out by a competent contractor, working to a risk assessment and method statement. Designers risk assessment should also be consulted for the identification of any design risks the client or contractor may not otherwise be aware.

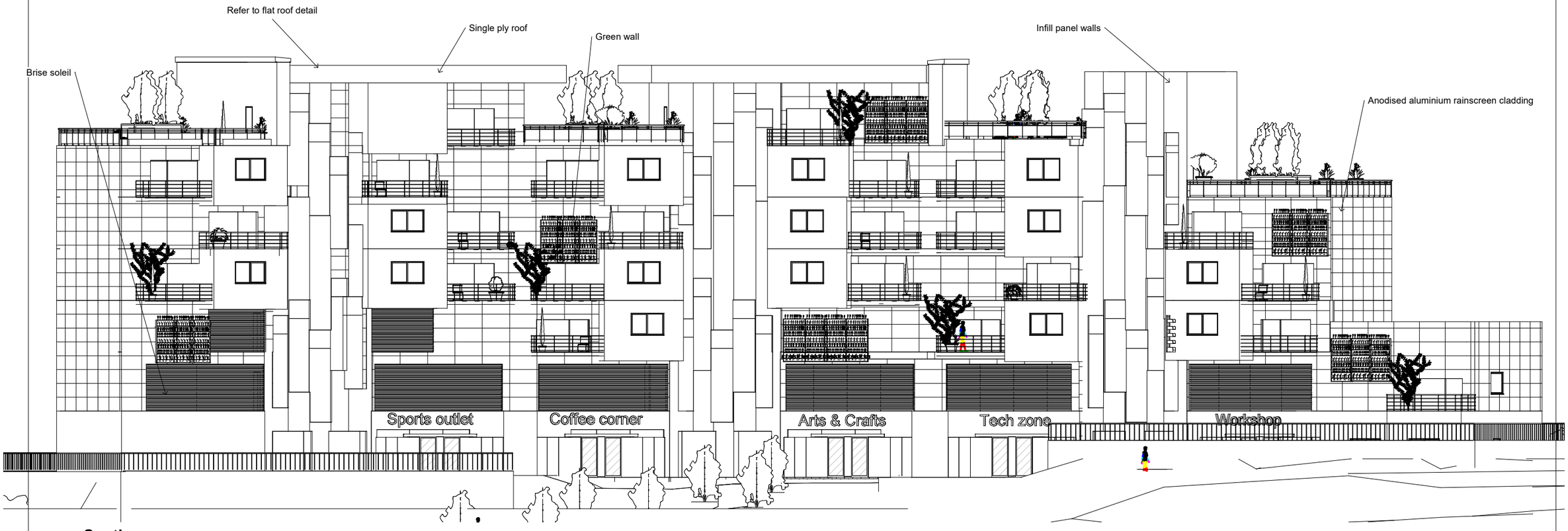

2 South
1 : 100

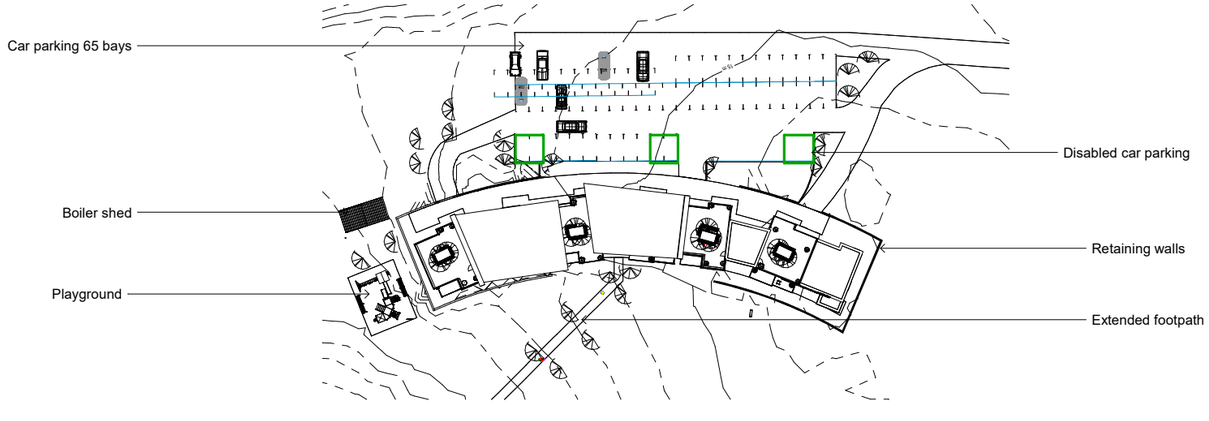

1 Model (Realistic) / CAD (Hidden)
1 : 500

Project
Friar's Point - Barry

Drawing
Site

Student Name, Number & Year
Richard Radford

Scale @ A1
As indicated

Date
05/21/20

Drawing Number
001004

Cardiff Metropolitan University | Prifysgol Metropolitan Caerdydd

BSc (Hons) Architectural Design & Technology

Cardiff School of Art and Design | Llandaff Campus

Print Date: 29/05/2020 04:16:55